

2000


O.D. Tube and Tri-Clamp End

Y-Pattern Valve, 1/2" – 2" Water and 150 PSI Steam




- Spring return closed or open, double-acting
- High flow rate
- Self-adjusting packing glands with intermediate relief and wiper
- Pilot connection can be rotated through 360°
- Electrical position indication, stroke limitation and manual override available as accessories

Type 2000 Angle Seat can be combined with...




Type 6012/6014 P

Pilot valve



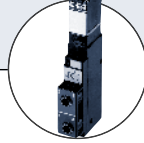
Type 8631

TopControl On/Off-Pilot/Switch




Type 8640/8644

Valve bank



Type 5470

Solenoid valve



Type 6519 NAMUR

Pilot valve

This valve is a highly reliable alternative to a ball valve. The plug has a linear travel, so it does not cut across the seats as in a typical ball valve. Operational life typically exceeds 5 million cycles in water service. The soft seal on the valve plug lifts safely off the seat and out of the flow system, allowing a long life.

The externally piloted Y-pattern valve is operated with a single- or double-acting piston actuator. The actuator is available in two different materials, depending on the ambient temperature or external cleaning requirements.

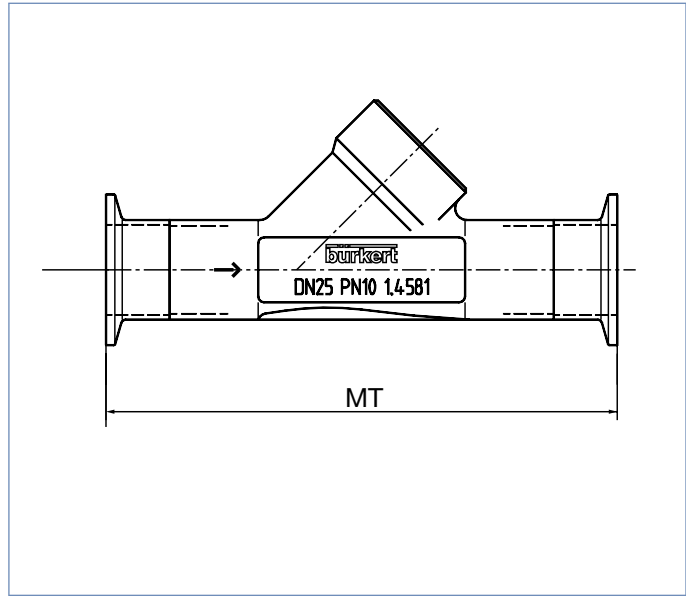
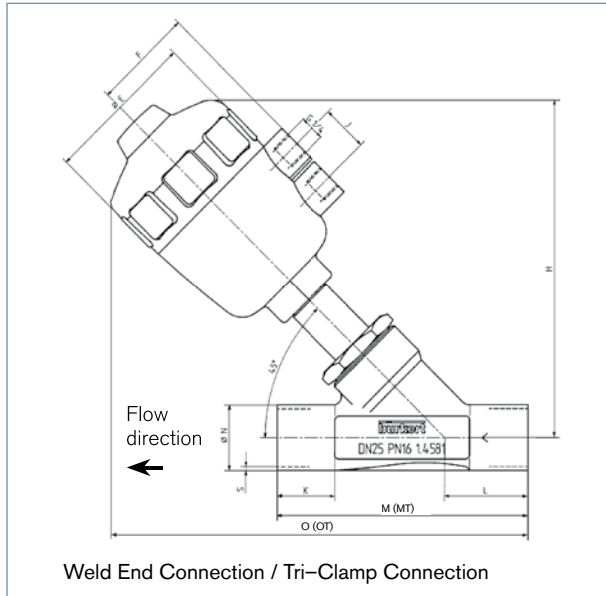
The reliable self-adjusting packing gland provides high sealing integrity. These maintenance-free and robust valves can be retro-fitted with a comprehensive range of accessories for position indication, stroke limitation or manual override. The valve is standard with tube ends sufficient for orbital welding methods, or with Tri-Clamp ends.

Operating data	
End connection	O.D. Tube US Tri-Clamp®
Nominal pressure	232 PSI
Fluid temperature	min. 14°F (-10°C) max. 365°F (185°C)
Minimum control pressure	See chart
Maximum control pressure	145 PSI
Control fluid	Neutral gases, air
Maximum viscosity	.93 in ² /s (600 mm ² /s; 600 centistokes)
Body material	316L Stainless Steel
Seal material	PTFE
Packing gland	Self-adjusting PTFE-stem seals, intermediate relief and wiper
Ambient temperature	
PA-actuator	min. 14°F (-10°C) max. 140°F (60°C)
PPS-actuator	min. 40°F (5°C) max. 266°F (130°C)
Fluids (Examples)	Water, steam, alcohols, oils, fuels, hydraulic liquids, salt solutions, lyes, organic solvents, gases
Applications	Replace Ball Valves Neutral gases and liquids up to 232 PSI Steam up to 150 PSI / 365°F Aggressive fluids with stainless steel body Food and beverage industry Water processing Gas delivery systems Sterilizers Chemical industry

Burkert Contromatic USA

2602 McGaw Avenue
Irvine, CA 92614
Tel. 949.223.3100
Fax 949.223.3198
www.burkert-usa.com

Dimensions in inches –liquids –waterhammer free or gases and steam



DTS 1000082412 EN Version: A Status: RL (released | freigegeben | valide) printed: 13.08.2008

Function	CFA and CFB			CFA					CFB			
	ø 50 mm		ø 63 mm	ø 80 mm			ø 125 mm		ø 63 mm		ø 80 mm	
Actuator DN	DN 13	DN 20	DN 25	DN 25	DN 40	DN50	DN40	DN50	DN40	DN50	DN 40	DN 50
Size	1/2"	3/4"	1"	1"	1-1/2"	2"	1-1/2"	2"	1-1/2"	2"	1-1/2"	2"
E	2.5	2.5	3.1	4.0	4.0	4.0	4.0	6.0	3.1	3.1	4.0	4.0
F	1.7	1.7	2.0	2.3	2.3	2.8	2.3	3.3	2.0	2.0	2.3	2.3
H	5.4	5.7	6.8	7.3	8.3	12.4	10.6	11.8	7.4	8.0	8.3	8.8
K	1.5	1.5	1.5	1.5	1.5	1.9	1.5	1.9	1.5	1.9	1.5	1.9
L	2.0	2.1	2.1	2.1	2.4	2.6	2.4	2.6	2.4	2.6	2.4	2.6
M	5.31	5.71	5.98	5.98	7.17	8.27	7.17	8.27	7.17	8.27	7.17	8.27
N	.500	.750	1.000	1.000	1.500	2.000	1.500	2.000	1.500	2.000	1.500	2.000
O	7.6	7.7	9.0	9.4	10.6	11.5	13.1	14.5	9.8	10.7	10.6	11.5
S	.065	.065	.065	.065	.065	.065	.065	.065	.065	.065	.065	.065
MT	6.31	6.71	6.98	6.98	8.17	9.27	8.17	9.27	8.17	9.27	8.17	9.27
OT	8.1	8.2	9.5	9.9	11.1	12.0	13.6	15.0	10.3	11.2	11.1	12.0

Specifications – liquid applications (waterhammer free) or gases and steam

Standard Program

Type 2000 with Stainless Steel Body, PA-Actuator, Pilot Ports with Stainless Steel Inserts

Connections	Orifice [inch]	C _v	Actuator Size [mm] ø DIA	Max. Operating Pressure ²⁾ } →		Required Control Pressure		Item no. O.D. Tube	Item no. Tri-Clamp	
				Differential Pressure ¹⁾ CFA [PSI]	CFB ³⁾ [PSI]	CFA [PSI]	CFB ³⁾ [PSI]			
1/2	1/2	4.9	50	232		58		154 675 G	US07664	
			50		232		50		154 676 H	US09764
3/4	3/4	9.4	50	160		58		461 421 N	US09765	
			63	232		60		154 677 A	US09766	
			50		232		60		164 579 A	US09767
1	1	22.3	63	160		61		154 678 K	US09768	
			80	232		70		154 679 L	US09769	
			63		232		58		US07289	US09770
1-1/2	1-1/2	49.1	80	145		65		154 680 A	US09771	
			63		160		80		154 681 X	US09772
			125	232		65		159 304 J	US09773	
2	2	64.4	80	87		70		154 682 Y	US09774	
			125	145		65		154 683 Z	US09775	
			80		170		80		168 883	US09776

¹⁾ Higher differential pressures by other combinations of actuators on request.

²⁾ Max. operating pressure with steam -> 150 PSI (365°F).

³⁾ See chart 3.

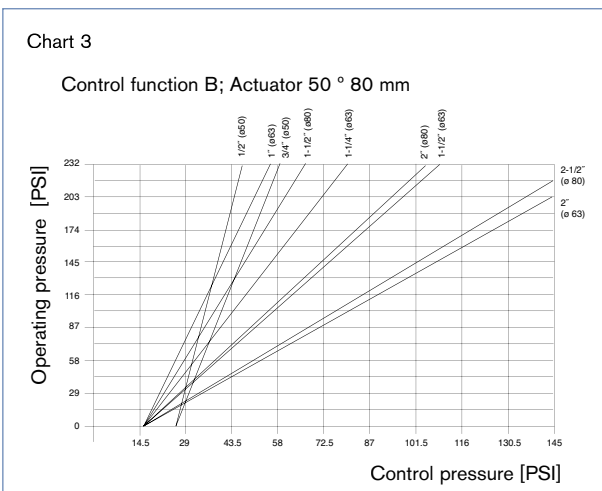
On request:

- Double-acting actuator
- PPS-actuator for ambient temperatures up to 266°F
- Vacuum-version
- Normally open for pressures up to 232 PSI

Options:

- ASi Interface
- DeviceNet interface
- Pilot Valve
- Control Head
- Position indication Type 1062 or position indication with external inductive switches.
- Manual override (normally closed valves)
- Namur adapter for pilot valve
- Stroke limitation (min./max flow)

DTS 1000082412 EN Version: A Status: RL (released | freigegeben | validé) printed: 13.08.2008



Ordering chart for accessories

Pilot valve according to actuator size	Voltage	Item no.
3/2-way pilot valves Type 6012 P/6014 P with banjo mounting; 1/4" NPT		
Type 6012 P for actuator Ø 40 mm	024 V/DC	427 923
	120 VAC/60 Hz	428 551
Type 6012 P for actuator Ø 50 and 63 mm $C_v = .05$	024 V/DC	428 565
	120 VAC/60 Hz	428 567
Type 6014 P for actuator Ø 50 to 125 mm $C_v = .13$	024 V/DC	429 134
	120 VAC/60 Hz	429 136
Type 6014 for actuator Ø 175 and 225 mm	024 V/DC	TBA
Type 6014 for actuator Ø 175 and 225 mm	120 VAC/60 Hz	TBA

Cable plug Type 2506 Form C or Type 2508 Form A

(other versions, please see datasheets for Types 2506/2508)

Plug configuration acc. DIN EN 175301-803 (previously DIN 43650)	Item no.
Form C, 0 to 250 V w/o circuit (f. Type 6012 P)	008 353
Form A, 0 to 250 V w/o circuit (f. Type 6014 P)	008 376

Options and accessories (on request)

- Control function I (double-acting actuator)
- Electrical position feedback, Type 1060, 1062 and 8631
- Magnetic-inductive proximity sensors, Type 1071
- Stroke limitation max. and min./max.
- Manual override (spring close valve only)
- Namur adapter for pilot valves

G x NPT or G x tube adapters			
Fitting type	Shape	Material	Item no.
Male G 1/8 x F 1/8 NPT	Straight	Nickel plated brass	US61425
Male G 1/8 x 1/4" tube	Straight	Nickel plated brass	US61579
Male G 1/8 x 1/4" tube	Swivel elbow	Nickel plated brass	US61440
Male G 1/4 x 1/4" tube	Straight	Nickel plated brass	US63250
Male G 1/4 x 1/4" tube	Swivel elbow	Nickel plated brass	US63251
Male G 1/4 x F 1/4" NPT	Straight	Nickel plated brass	US62754
Male G 1/4 x F 1/4" NPT	Straight	Stainless steel	US-1053

Silencers			
1/8	Straight tube	Polyethylene	CD03892
1/4	Straight tube	Polyethylene	CD01821
G 1/8" Silencer	Straight cone	Sintered bronze	005 305 D
G 1/4" Silencer	Straight cone	Sintered bronze	005 569 D
G 1/4" Silencer	Flat hex	Sintered bronze	780 811 Z

Note:

For design reasons, some of the accessories cannot be supplied for actuator sizes Ø 40, Ø 175 and Ø 225 mm. Please request the Accessories data sheet 2000-2031