
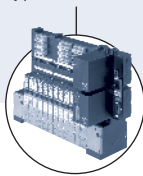


3/2-way and 2 x 3/2-way Rocker Solenoid Valve for pneumatics




Type 6524 can be combined with...




Type 8640
Valve island



Type 2031
Diaphragm valve



Type 8644
Valve island



Type 0044
Cylinder

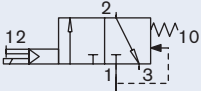
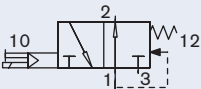
- Compact design
- Single and manifold mounting
- Low power consumption
- Rocker pilot in DC
- Fast response times
- Space saving (2 x 3/2-way version)

The Type 6524 consist of a pilot rocker valve Type 6104 and a pneumatic seat valve. The rocker principle allows switching of high pressures together with low power consumption and fast response times. All valves are equipped with manual override as a standard. The 2 x 3/2-way valve version is the combination of two pilot rocker solenoid valves type 6104 and a pneumatic seat valve.

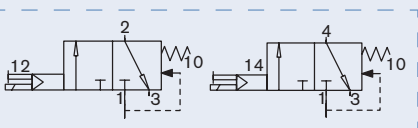
Technical data	3/2-way valve	2 x 3/2-way valve
Orifice	DN 4.0	
Body material	PA (polyamide)	
Seal material	FPM, NBR	
Media	Lubricated, oilfree, dry compressed air; neutral gases (5µm filter recommended)	
Media temperature	14°F to 122°F (-10°C to +50°C)	
Ambient temperature	14°F to 131°F (-10°C to +55°C)	
Manual override	As a standard feature	
Port connection	Flange for MP11	
Pneumatic module	Type MP11 with M5, M7, push-in connection Ø 6 mm	
Voltage tolerance	±10%	
Cycling rate	approx. 1000 c.p.m.	
Voltage	24 V DC	
Nominal power	1 W	2 x 1 W with reduction of power consumption
Duty cycle	Continuous operation (100% ED)	
Electrical connection on valve	Rectangular plug with 2-pole raster 5.08 mm	Rectangular plug with 3-pole raster 2.54 mm
Type of protection	IP 40 with rectangular plug	
Protection class	3 acc. to VDE 0580	
Weight	20 g	40 g
Mounting	with 2 screws M2 x 20	with 2 screws M2 x 28
Installation	As required, preferably with actuator upright	

Ordering chart for valves

3/2-way solenoid valve

Circuit function	Orifice [mm]	C _v	QNn value air [l/min]	Pressure range [PSI]	Response time		Voltage/frequency [V/Hz]	Item no. short version ²⁾	Item no. long version ³⁾
					Opening [ms]	Closing [ms]			
 C 3/2-way valve	4	0.28	300	Vac. - 101.5 ¹⁾	15	20	24 V DC	-	153 958
				14.5 - 101.5 ¹⁾	15	20	24 V DC	-	150 333
				36.25 - 101.5	12	20	24 V DC	145 592	144 933
				36.25 - 145	15	28	24 V DC	-	148 227
 D 3/2-way valve	4	0.28	300	14.5 - 101.5 ¹⁾	12	20	24 V DC	-	150 334
				36.25 - 101.5	12	20	24 V DC	-	144 934
				36.25 - 145	15	28	24 V DC	-	152 139

2 x 3/2-way solenoid valve

Circuit function	Orifice [mm]	C _v	QNn value air [l/min]	Pressure range [PSI]	Response time		Voltage/frequency [V/Hz]	Item no. ⁴⁾
					Opening [ms]	Closing [ms]		
 C 2 x 3/2-way valve	4	0.28	300	14.5 - 101.5 ¹⁾	12	20	24 V DC	170 269
				36.25 - 101.5	12	20	24 V DC	170 268

¹⁾ version with auxiliary pilot air

²⁾ applicable as single valve or for integration in TopControl

³⁾ applicable on valve island 8640, AirLine system 8644 or valve blocks

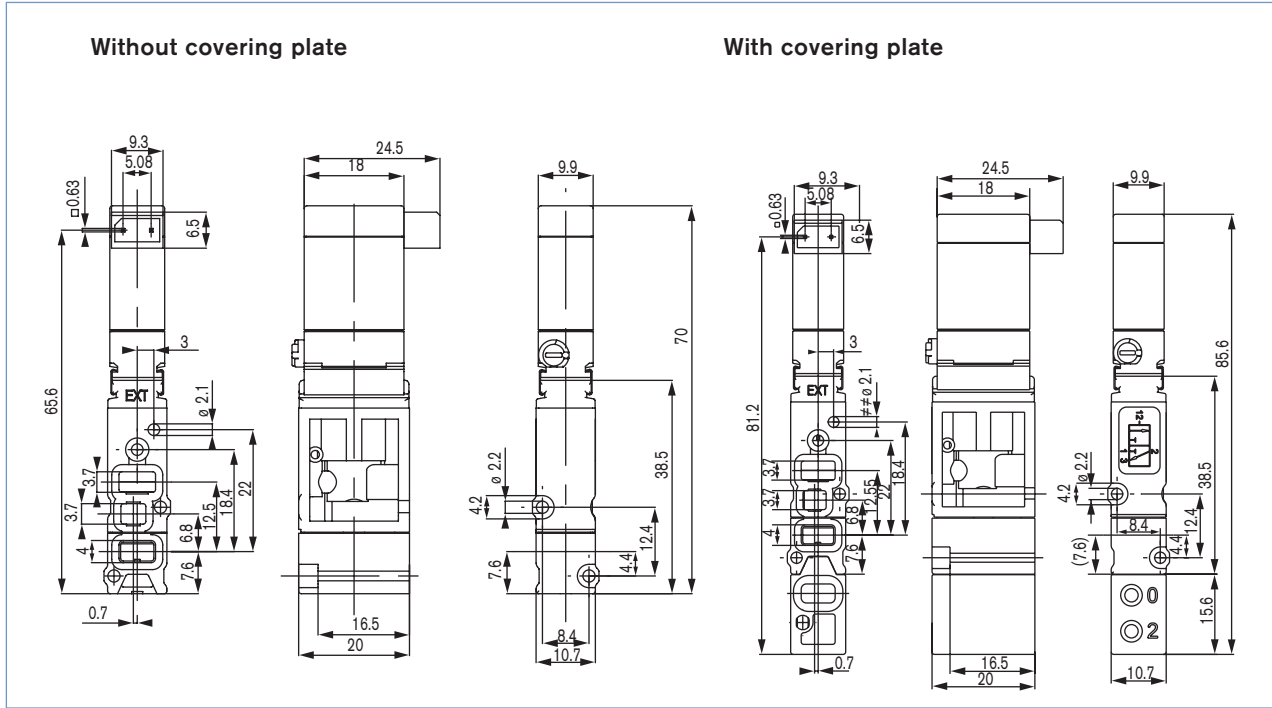
⁴⁾ applicable on valve island 8640, AirLine system 8644 or valve blocks with integrated reduction of power consumption

Flow rate QNn value air [l/min]	Measured at 68°F (+20°C), 87 PSI pressure at valve inlet and 14.5 PSI pressure difference
Pressure values [PSI]	Measured as overpressure to the atmospheric pressure
Response times [ms]	Measured acc. to ISO 12238

Ordering chart for accessories

Accessory	Version	Features	Item no.
Rectangular cable plug for 6524 single valve	Raster 5.08 mm	with 3 m cable 2-polig	133 486
		with 300 mm Litzen 2-polig	644 068
		with 2 single contacts	644 067
Protective cover for 5/2-way valve position Protective cover for 2 x 3/2-way valve position	Complete	for 1 unused valve position	650 373
		for 1 unused valve position	661 092
Pneumatic connector module	Left	Push-in connection Ø 10 mm	144 752
		G 1/4	144 750
		NPT 1/4	144 751
	Right	Push-in connection Ø 10 mm	144 755
		G 1/4	144 753
		NPT 1/4	144 754
Pneumatic basic module MP11, 2 valves wide	Push-in connection Ø 6 mm	without check valve	144 903
		with check valve in R	144 909
		without check valve for 2 x 3/2-way valve	170 261
		with check valve in R+S for 2 x 3/2-way valve	170 266
	Connection M5	without check valve	144 904
		with check valve in R	144 910
		without check valve for 2 x 3/2-way valve	170 262
		with check valve in R+S for 2 x 3/2-way valve	170 275
	Connection M7	without check valve	144 905
		with check valve in R	144 911
		without check valve for 2 x 3/2-way valve	170 263
		with check valve in R+S for 2x3/2-way valve	170 276
Pneumatic basic module MP11, 8 valves wide	Push-in connection Ø 6 mm	without check valve	144 912
		with check valve in R	144 918
		without check valve for 2 x 3/2-way valve	170 279
		with check valve in R+S for 2 x 3/2-way valve	170 285
	Connection M5	without check valve	144 913
		with check valve R	144 919
		without check valve for 2 x 3/2-way valve	170 281
		with check valve in R+S for 2 x 3/2-way valve	170 286
	Connection M7	without check valve	144 914
		with check valve in R	144 920
		without check valve for 2 x 3/2-way valve	170 282
		with check valve in R+S for 2 x 3/2-way valve	170 287

Dimensions [mm] 3/2-way solenoid valve



Selectional drawing 3/2-way solenoid valve

